

Social Procurement Impact Report

Example | Overview | FY 2024

Figures used are not actuals

Social

Traders

Unlocking business for good

\$ Amount spent with certified social enterprises

\$142K

+ \$61K YoY

Last financial year: **\$81K**

Past five years (total): **\$371K**

📄 Number of certified social enterprises in spend

47

+ 6 YoY

Last financial year: **41**

Past five years (total): **81**

✓ Your top beneficiary groups

A particular industry \$25,710

People experiencing & at risk of homelessness \$18,312

New Migrants & Refugee Communities \$15,947

People in a particular vocation or profession \$14,759

People with disabilities \$14,071

A charitable or not for profit organisation \$13,780

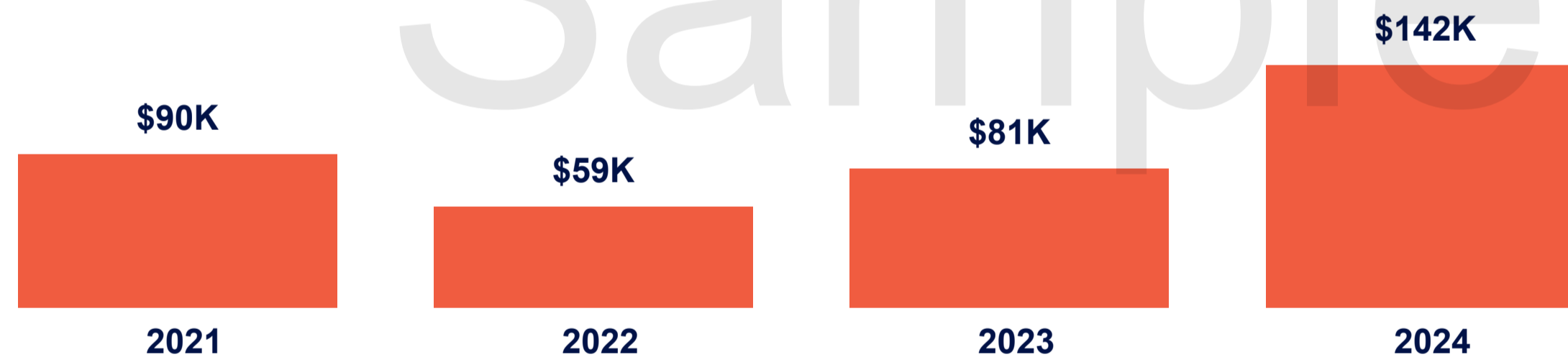
Marginalised Women \$10,769

Prisoners and ex-offenders \$5,525

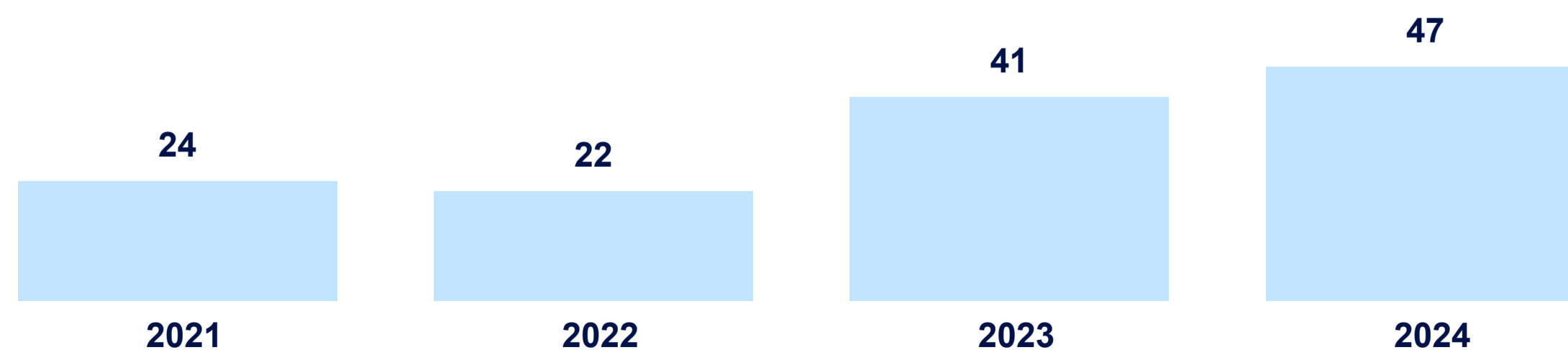
Aboriginal and Torres Strait Islanders \$5,002

Long Term Unemployed People \$4,577

\$ Spend with certified social enterprises by year (\$)



📄 Number of certified social enterprises in spend by year



Social Procurement Impact Report

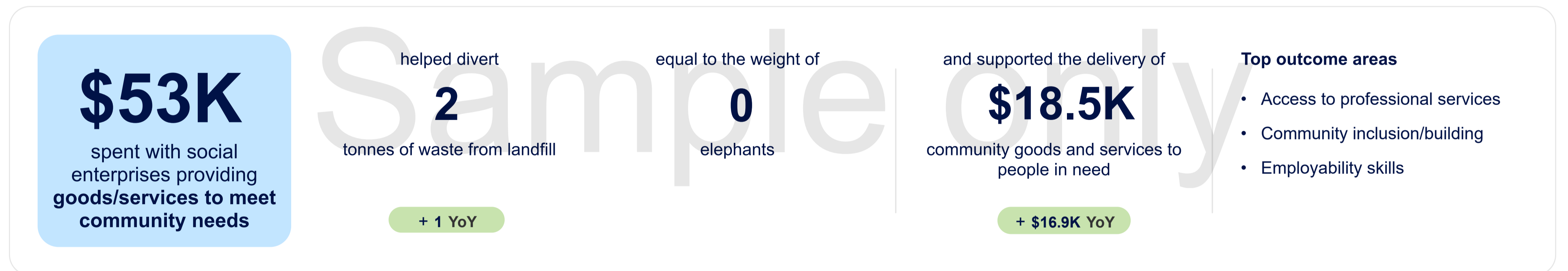
Example | Impact | FY 2024

Figures used are not actuals

Social

Traders

Unlocking business for good



For more detail on how impact is calculated, including definitions and methodology, please refer to the appendix.

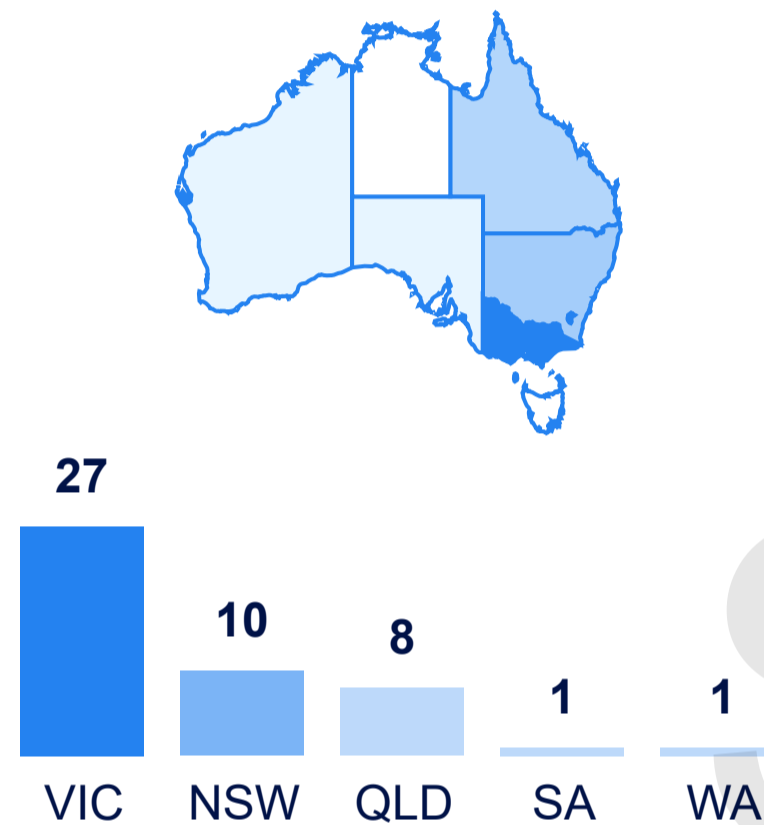
Social Procurement Impact Report

Example | Certified social enterprise details | FY 2024

Figures used are not actuals

Locations of certified social enterprises

Head offices (by state)



Top local gov. areas

Yarra	VIC	9
Sydney	NSW	6
Brisbane	QLD	6
Melbourne	VIC	6

Zones

Metropolitan	85 %
Regional	15 %

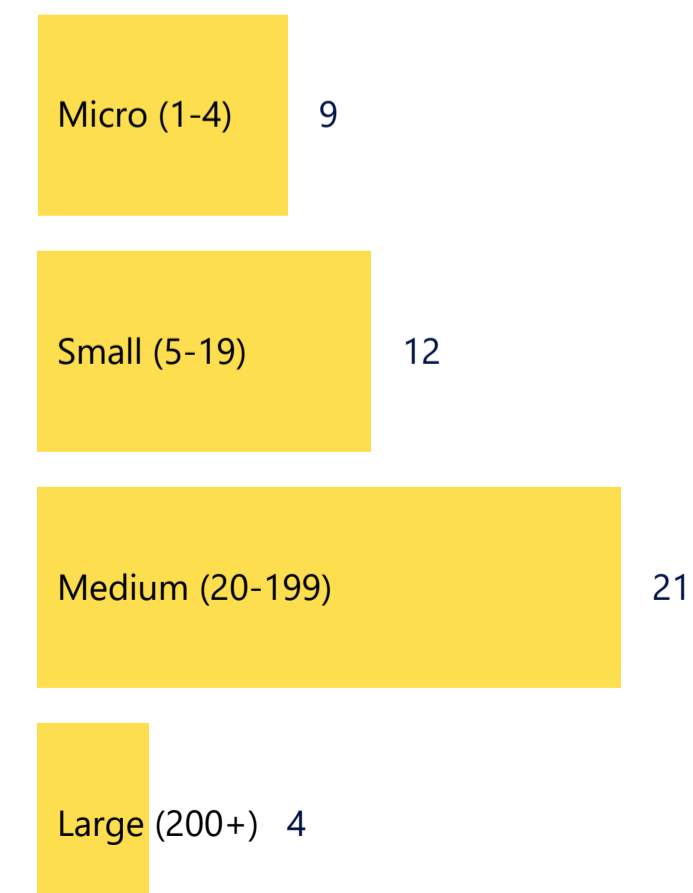
Top certified social enterprises by spend amount

Supplier Name	Mission Focus	Impact Model Description
Free to Feed	Training and Employment	Free To Feed is a not-for-profit social enterprise championing people who have sought refuge and asylum in Australia. Free To Feed's advocacy is delivered through food-based initiatives; cooking classes, catering, purveying ingredients and meals, and community events for curious minds and hearts to experience the passion and first-person stories of Free to Feed cooking instructors. In 2021, Free to Feed opened its doors to their new HQ and large events venue in North Fitzroy.
Co-Ground	Community Funds	Local and global social impact. You've come to the right place. Our overseas education, health and livelihood programs are developed by communities themselves, ensuring that ownership stays at a local level and our impact is sustainable. Here in Australia, we have turned our focus to employment and training opportunities. Opening flagship cafes to develop programs backing Aboriginal and Torres Strait Islander young people. Learn more at www.co-ground.org
ASRC Catering	Training and Employment	Currently we employ and train up to 20 people seeking asylum at any one time. All net profits generated directly support 30 holistic programs that help protect, support and empower people seeking asylum. Approximately 50% of our food is sourced within a 100 kilometre radius of the kitchen, and is local, seasonal and organic where possible. Our coffee and tea is fair trade certified. We use cornstarch or wooden cutlery. We only use eco friendly cups and plates, both are fully biodegradable. For more formal functions we use cutlery, crockery and glassware which is washed and reused. We only provide recycled brown paper napkins. We actively try and reduce water and energy wastage.
CrimCheck Ltd	Community Funds	Our Charter is to Provide Fast Safe and Affordable Checks, any surplus funds at the end of each year are distributed to support social inclusion programs to prevent isolation of the elderly throughout the South Eastern suburbs of Melbourne

Certified social enterprises by ANZSIC division



Certified social enterprises by size (no. of employees)



Social Procurement Impact Report

Example | Benchmarking | FY 2024

Figures used are not actuals

Unlocking business for good

Your industry

Other

Organisations in this industry: **41**

Spend with certified social enterprises



Connections with certified social enterprises



Top procurement spend categories

You	% of spend	Your industry
1 Marketing and Communications	23.8 %	1 Human resource services & recruitment
2 Catering & Hospitality	18.8 %	2 Healthcare Services
3 Financial and Insurance Services	18.7 %	3 Fleet servicing & accessories
4 Human resource services & recruitment	15.0 %	4 Waste Management & Landfill
5 Venue Hire	7.2 %	5 Security Services & Equipment
6 Advertising & media	5.2 %	6 Horticulture & arboriculture
7 Training & Education Services	4.7 %	7 Transport, Freight & Logistics
8 Gifts or rewards	3.2 %	8 Cleaning Services & Equipment & Supplies
9 Business & Administrative Services	1.8 %	9 Industrial Production & manufacture
10 Office supplies & services	1.5 %	10 Building Trade, Repairs & Maintenance